



Summary Feedback

ST1 – ST4 Teaching Programme 2024

DKT FRCR 2B Practice Viva (Session 63)

THE POT-POURRI OF FRCR VIVA CASES

Top Tips, Differentials, "A to ZEE" & More ! (Part 6)

(16th My 2024)

Delivered By:

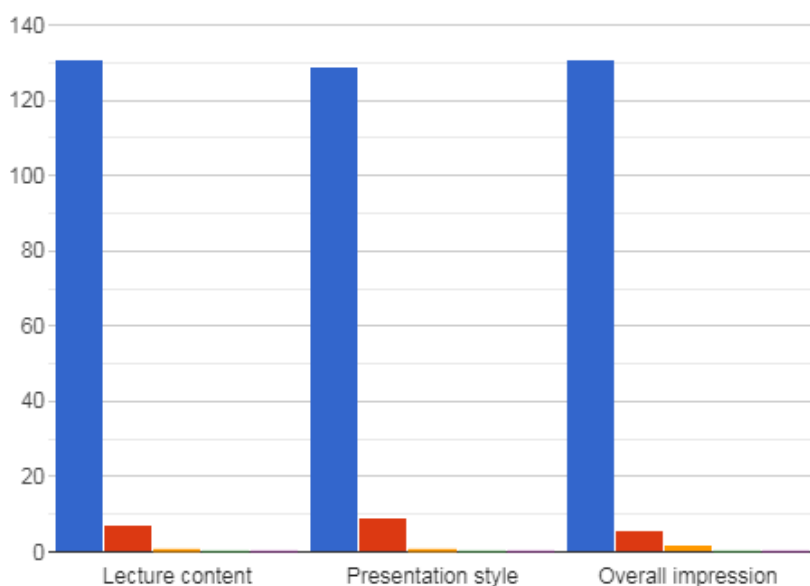
(Sami Khan)

Summary Points:

- ST1-ST4 teaching programme 2024 – FRCR 2B Practice Viva Session 63: 2.5 hours teaching time
- Total Attendees: 403 from 39 Countries (Algeria, Australia, Bahamas, Bahrain, Bangladesh, Canada, Dominica, Egypt, Germany, Ghana, Hong Kong, India, Indonesia, Iran, Iraq, Ireland, Jordan, Kenya, Kuwait, Libya, Malaysia, Mauritius, Myanmar, Nepal, Nigeria, Oman, Pakistan, Qatar, Saudi Arabia, South Africa, Sri Lanka, Sudan, Swaziland, Türkiye, UAE, UK, Yemen, Zambia, Zimbabwe).
- Total feedback received from 139 participants

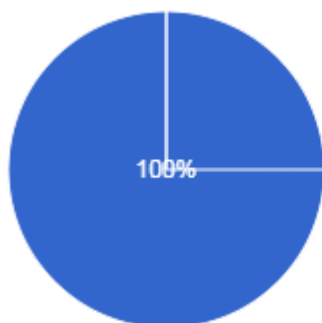
Please rate the following aspects of the session

Excellent Very good Good Satisfactory
Poor



Did you find it useful
139 responses

● Yes
● No



Testimonials

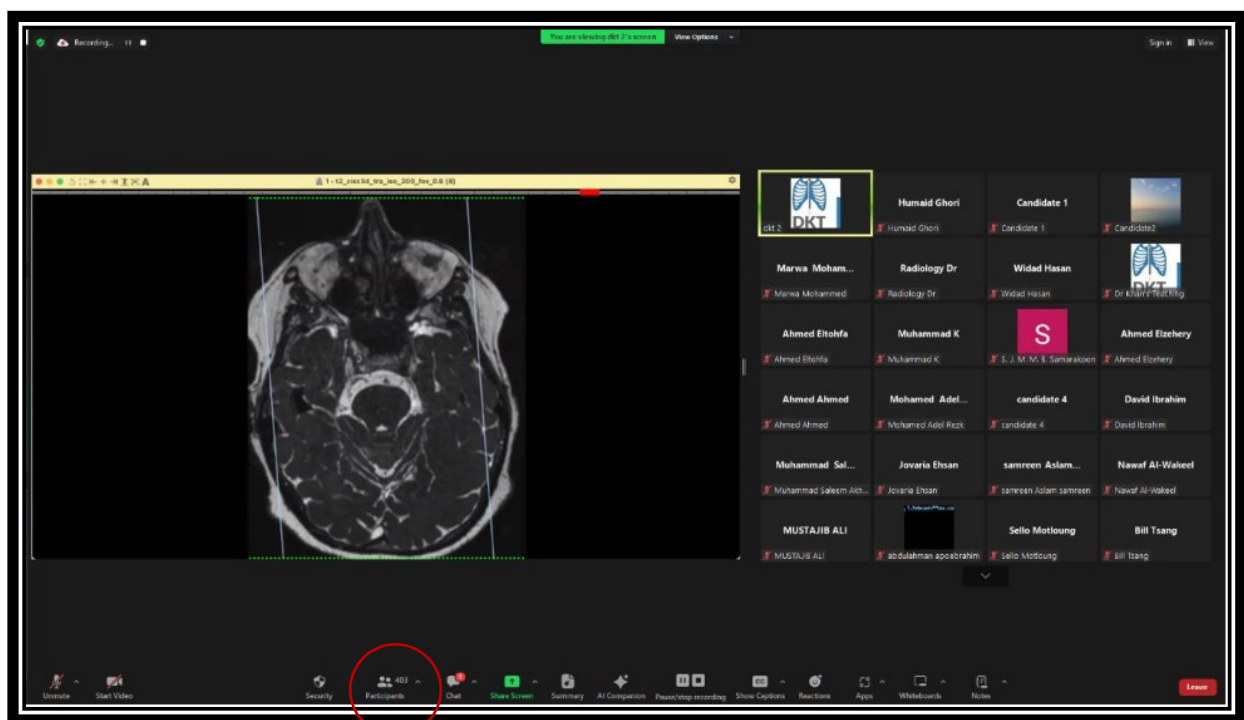
- Amazing collection of cases. Great teaching cases. Felt privileged to be attending (Saudi Arabia).
- Every word from Dr Khan is valuable (Egypt).
- Excellent cases. But best part is incorporation of presentations to delve into theory as well (UK).
- As always sir has showed excellent cases with elaborate teaching. Thankyou so much for your time (India).
- Great cases. I really like the link with Chapman. Anatomy and explanation is really key for me. Great images. Teaching is a must with the viva (UK).
- What amazing cases. Teaching tips were so great (Yemen).
- I really need the great explanations- it's a long session but totally worth it (UK).
- Another eye opening session for radiology (Saudi Arabia).
- Excellent learning opportunity (Saudi Arabia).
- Thank you to the team for this wonderful learning resource (UK).
- Excellent! I'm looking forward to more! (UK).
- Cases and reviewing are most useful (India).
- Every thing is exceptional. Thank you sir for patiently teaching us (Pakistan).
- Variety of cases and concentration on MRI spine cases were most useful(Zimbabwe).
- Excellent tips of image interpretation and differentials according to image findings (Pakistan).
- The explanation by Dr Khan was most useful (Nigeria).
- Excellent teaching (Pakistan).
- Excellent interesting cases and lots of useful practical points (UAE).
- Pelvic endometriosis was the most excellent teaching among all. Thank u sir. Very clear description (UK).

DKT FRCR 2B Practice Viva (Session 63) THE POT-POURRI OF FRCR VIVA CASES - Top Tips, Differentials, "A to ZEE" & More ! (Part 6)

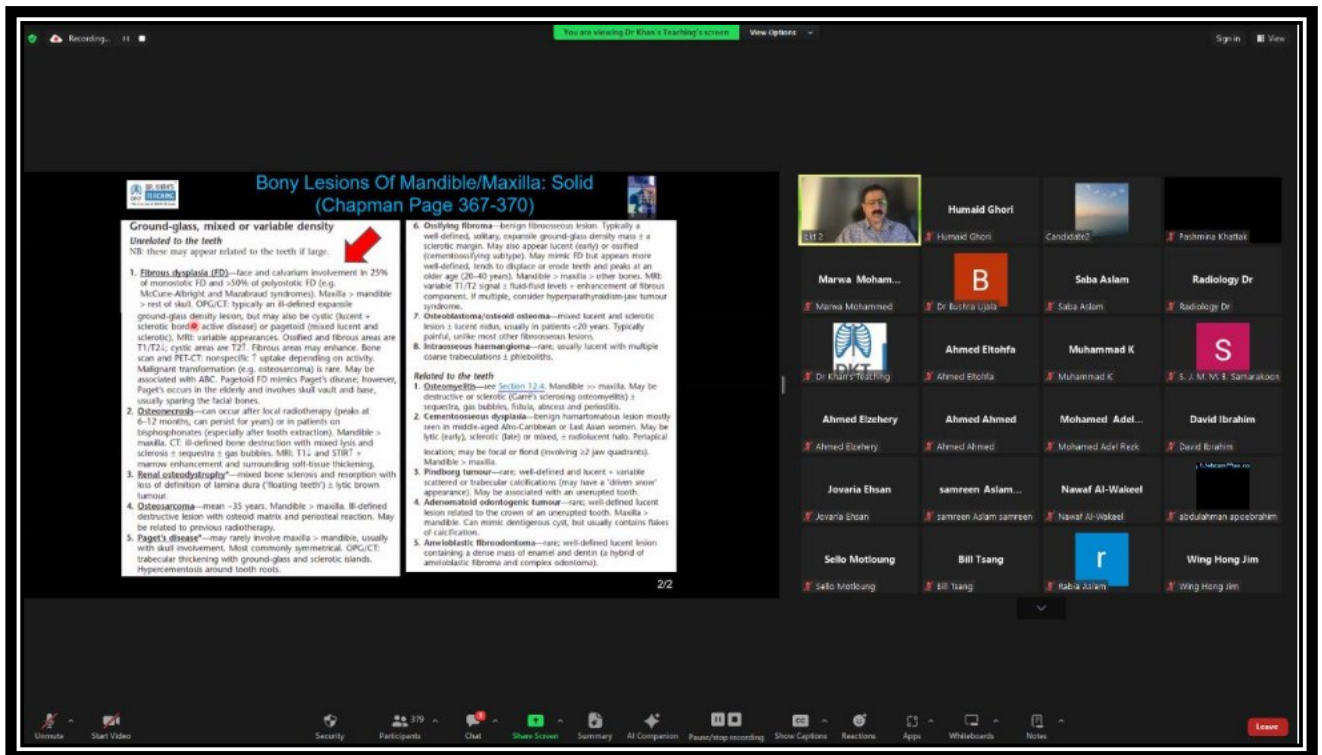
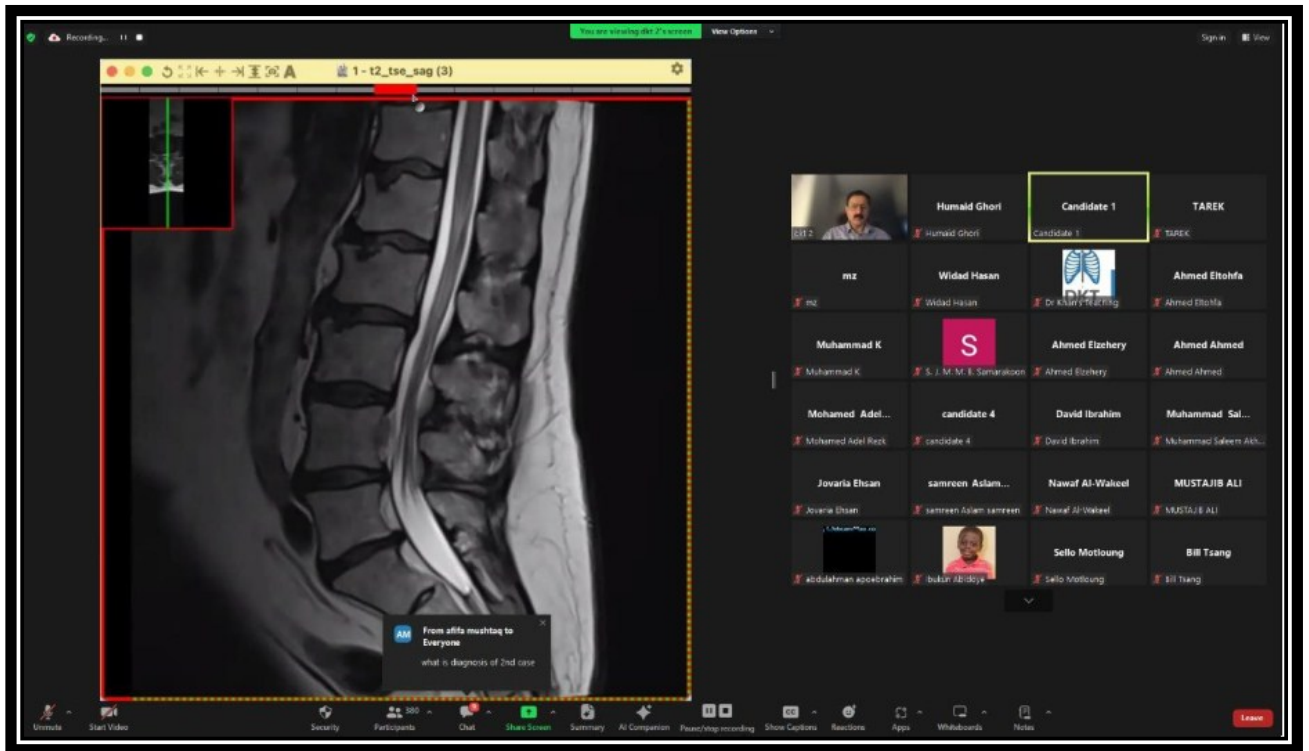
- Thank you for providing such excellent cases and explanation (UK).
- Amazing cases and feedback (Libya).
- Case selection and feedback style was most useful (UK).
- Content was most useful (Sri Lanka).
- Cases selection was most useful (UAE).
- Great images and explanation (UAE).
- Content and delivery was most useful (UK).
- Dr. Khan is most valuable (Egypt).
- Very good cases and explanation (India).
- Pertinent to my practice (UAE).
- The detailed anatomy correlation along with the pathological processes was most useful (Pakistan).
- Variety of cases and approach was most useful (Pakistan).
- The anatomy and concise explanations was most useful (UK).
- Excellent explanation of concepts (Pakistan).
- Great cases. Good explanation (UK).
- Entire session was useful (Bahamas).
- Really interesting and wide variety of cases (Saudi Arabia).
- Excellent case review and examples of the exam (UK).
- Cases with follow up teaching was most useful (UK).
- Excellent cases (UAE).
- Typical exam cases with excellent explanation (UK).
- Interesting viva cases (Pakistan).
- Good mixture of cases, explanation and feedback (UK).
- Explanation by Dr Khan were very helpful (India).
- I liked the cases, very nice cases (South Africa).
- It was perfect (UAE).
- Doctor's comments about the way the candidate answers was most valuable (Jordan).
- Interesting cases and feedback (Algeria).
- Thank you very much for providing us such a comprehensive session (Pakistan).
- Interesting cases and discussion (Egypt).
- Excellent teaching! (UK).
- Theory of satisfaction of search and case of fibrous dysplasia were most useful (UK).
- Every aspect was useful (India).
- Excellent teaching session (Malaysia).
- I liked the detailed discussion of cases, especially the first observation case of foreign body in small bowel (Pakistan).
- Teaching points, cases, and learning from anatomy to pathology was most useful (Pakistan).
- Cases and excellent teaching was most useful (UK).
- Wonderful cases (Iraq).
- The cases and teaching points were most useful (Pakistan).
- Nice case, findings and their explanation (Iraq).
- Content and presentation was most useful (Hong Kong).
- Everything is upto the mark (UAE).

DKT FRCR 2B Practice Viva (Session 63) THE POT-POURRI OF FRCR VIVA CASES - Top Tips, Differentials, “A to ZEE” & More ! (Part 6)

- It was excellent, no doubt (Pakistan).
- It is very good at all (Iraq).
- It was perfect (UAE).
- Excellent platform for learning (UAE).
- Very informative and helpful (UAE).
- Brilliant as always (UAE).
- Impressed (Pakistan).
- Very informative (Saudi Arabia).
- Excellent lecture (Nigeria).
- Very informative (Pakistan).
- Very useful (UK).
- Excellent class (Pakistan).
- Excellent session (UK).
- Standing ovation (Pakistan).
- Very good session (UK).
- Amazing session (India).
- Woow (Egypt).
- Excellent teaching session (Algeria).
- Perfect. Thank you (Saudi Arabia).
- Superb session (India).
- Excellent teaching session. Thank you (Malaysia).
- Excellent as always (Pakistan).
- Awesome (Indonesia).
- Great (Iraq).



DKT FRCR 2B Practice Viva (Session 63) THE POT-POURRI OF FRCR VIVA CASES - Top Tips, Differentials, "A to ZEE" & More ! (Part 6)



====XX=====XX=====